



BUILDING SUMMARY

Iowa Assessments™

Building: Sacred Heart Custer
District: Diocese Schools
Diocese: La Crosse Diocese

Form-Level: E-5/6
Test Date: 11/2015
Norms: Fall 2011
Grade: 1

	English Language Arts							Mathematics	CORE COMPOSITE
	Reading	Language	Vocabulary	ELA TOTAL	Word Analysis	Listening	EXTENDED ELA TOTAL**		
Sacred Heart Custer 13 Level: 5/6									
Number of Students Tested = 8									
Number of Students Included	8	8	8	8	8	8	8	8	8
National Percentile Rank of Average SS	74	91	77	86	70	72	76	88	84
Percent of Students in NPR Range 75-99	38	75	38	75	50	25	63	63	63
50-74	38		38	13	13	75	25	38	38
25-49	25	25	25	13	38		13		
1-24									
National Percentile Rank based on 2005	79	92	67	87	72	71	77	92	86

** = Extended ELA Total is included in Core and Complete Composite calculations

Group Profile for Sacred Heart Custer

Group Code: 13
Iowa Assessments™

Grade: 1

Level: 5/6

Diocese: La Crosse Diocese

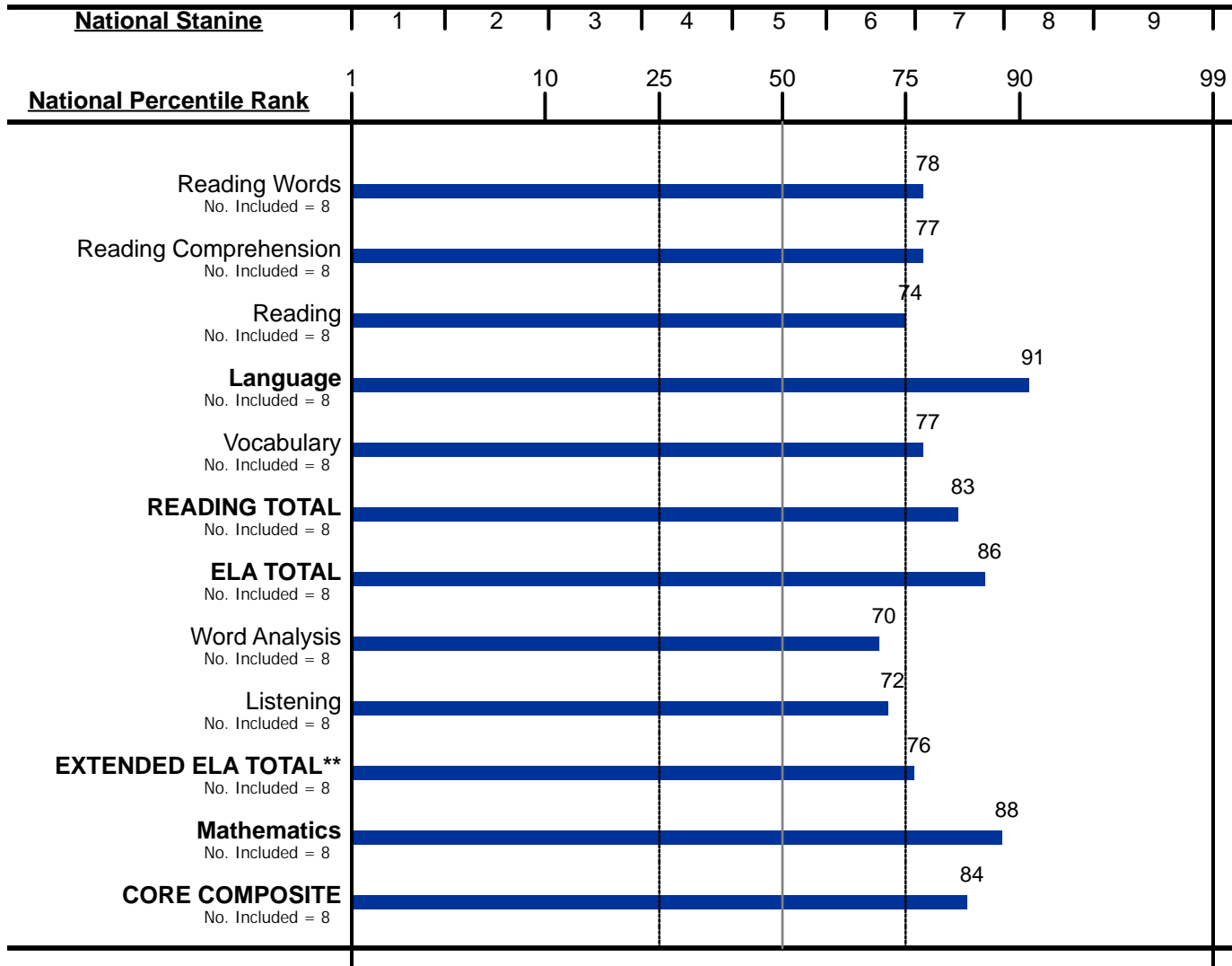
Form: E

Test Date: 11/12/2015

Building: Sacred Heart Custer

Norms: Fall 2011

District: Diocese Schools



** = Extended ELA Total is included in Core and Complete Composite calculations.
Students coded in the office use section of answer documents are excluded from group averages

Group Profile for Sacred Heart Custer

Group Code: 13
Iowa Assessments™

Grade: 2

Level: 7

Form: E

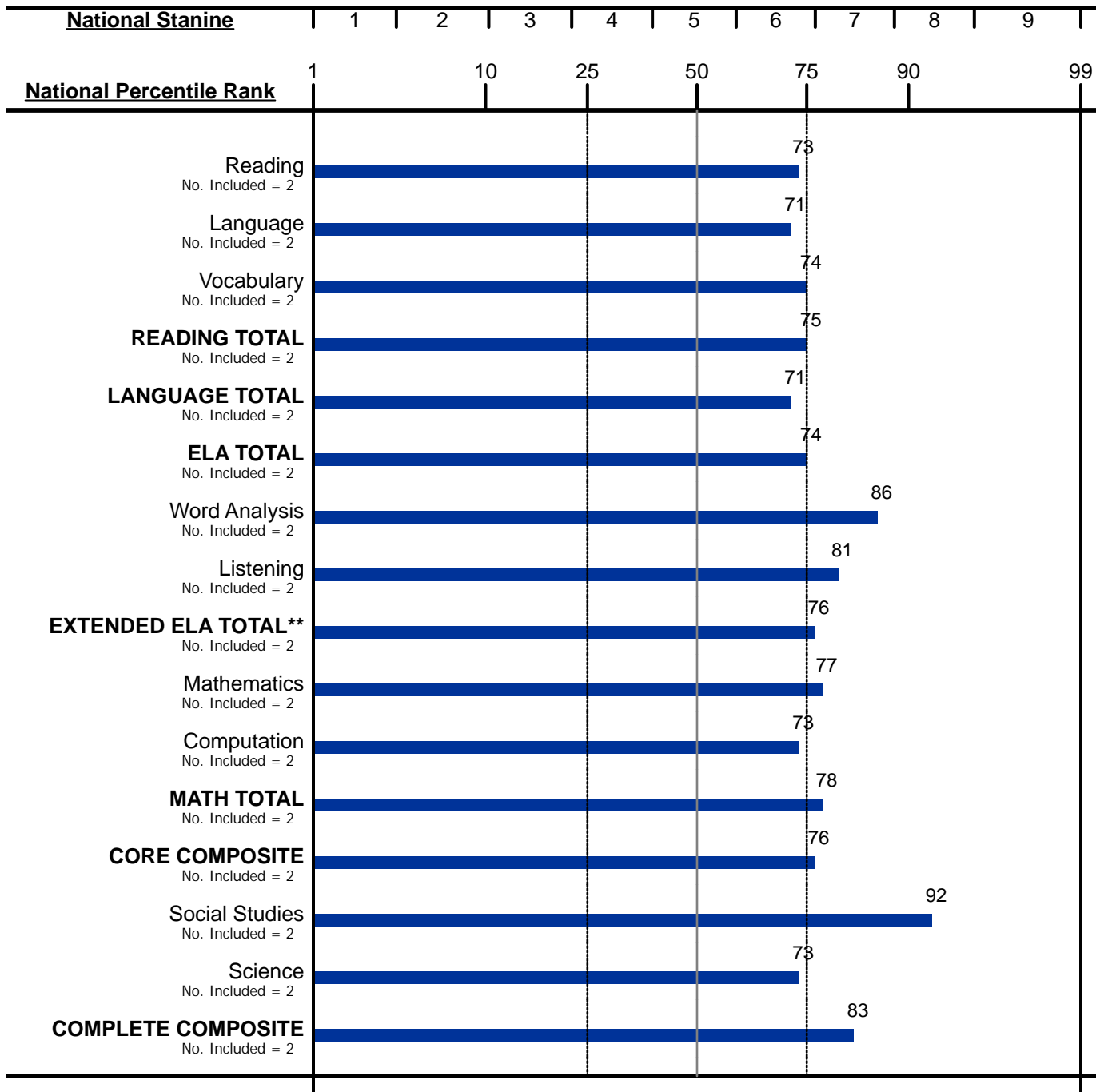
Diocese: La Crosse Diocese

Test Date: 11/12/2015

Building: Sacred Heart Custer

Norms: Fall 2011

District: Diocese Schools



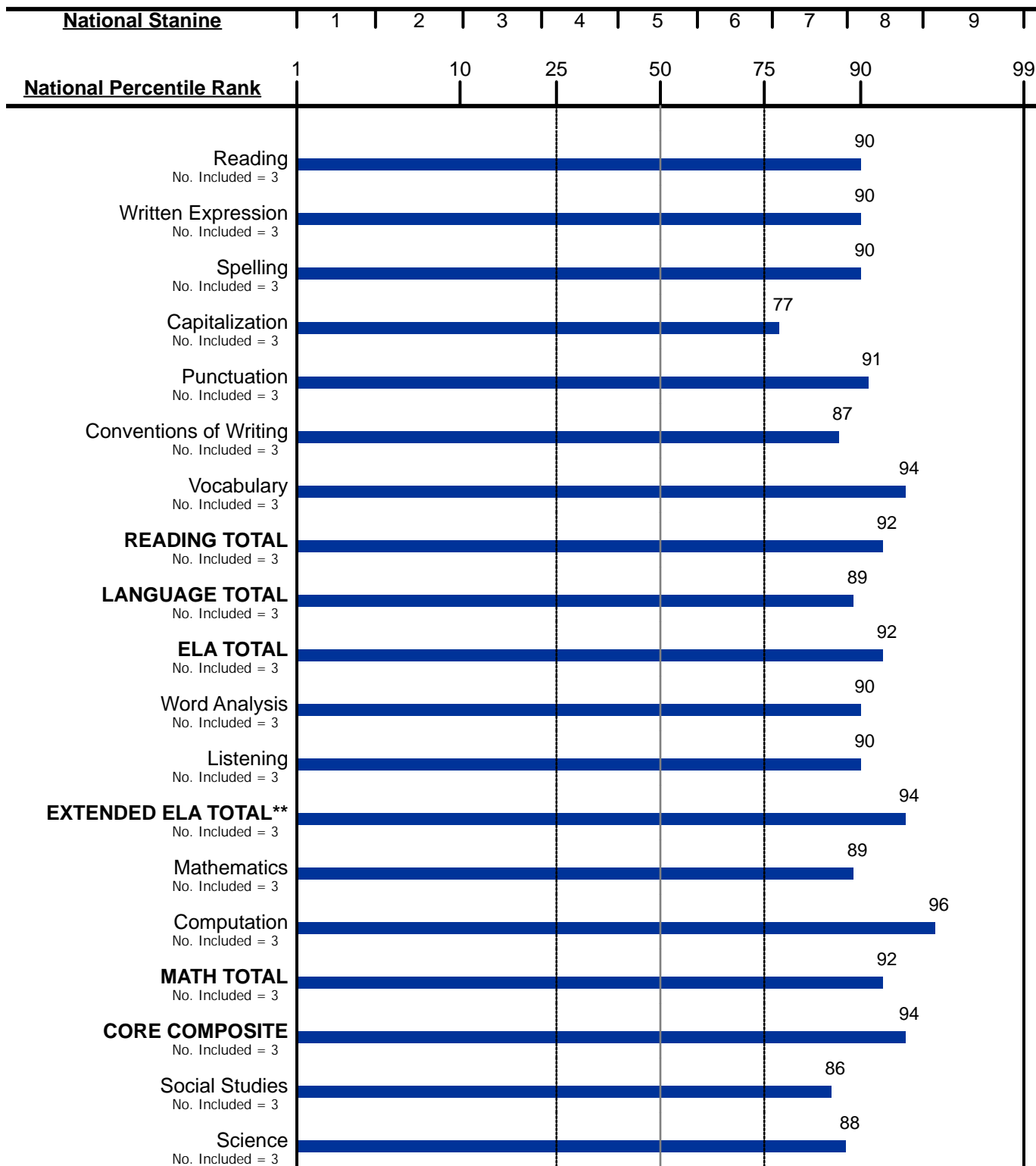
** = Extended ELA Total is included in Core and Complete Composite calculations.
Students coded in the office use section of answer documents are excluded from group averages

Group Profile for Sacred Heart Cluster

Group Code: 13
 Iowa Assessments™
 Form: E
 Test Date: 11/12/2015
 Norms: Fall 2011

Grade: 3
 Level: 9
 Building: Sacred Heart Cluster
 District: Diocese Schools

Diocese: La Crosse Diocese



** = Extended ELA Total is included in Core and Complete Composite calculations.
 Students coded in the office use section of answer documents are excluded from group averages

Group Profile for Sacred Heart Custer

Group Code: 13
Iowa Assessments™
Form: E

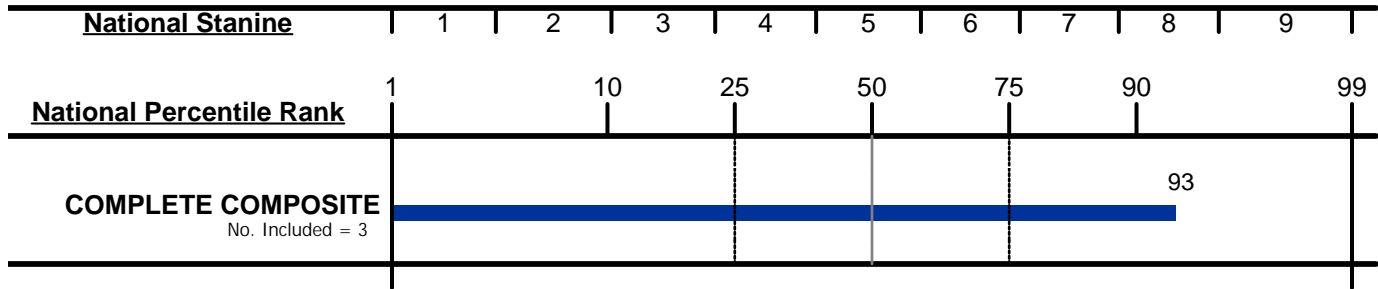
Grade: 3

Level: 9

Diocese: La Crosse Diocese

Test Date: 11/12/2015
Norms: Fall 2011

Building: Sacred Heart Custer
District: Diocese Schools



Students coded in the office use section of answer documents are excluded from group averages

Report Date 10/6/2016

Copyright Houghton Mifflin Harcourt. All Rights Reserved.

Group Profile for Sacred Heart Cluster

Group Code: 13
Iowa Assessments™

Grade: 4

Level: 10

Diocese: La Crosse Diocese

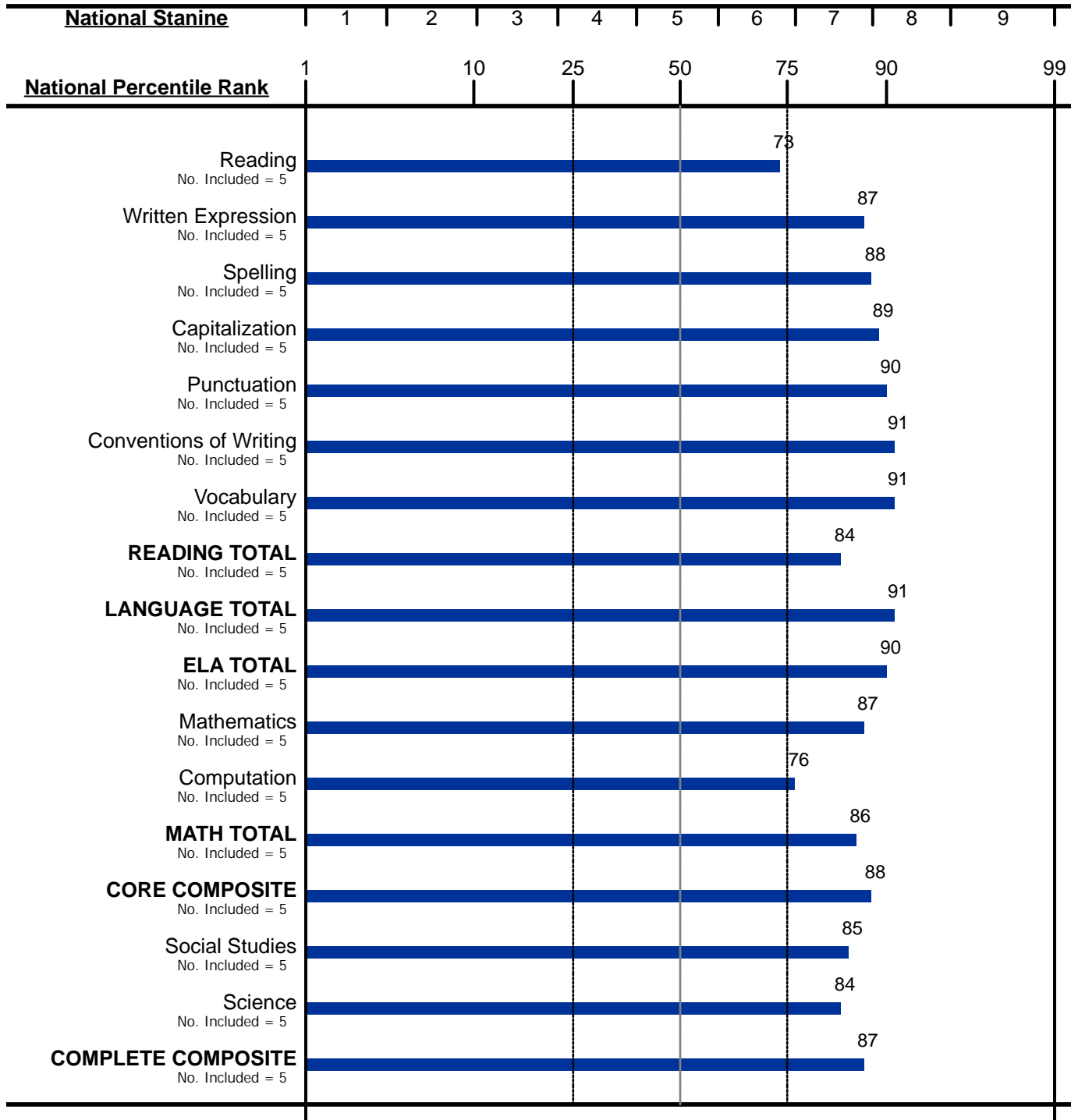
Form: E

Test Date: 11/12/2015

Building: Sacred Heart Cluster

Norms: Fall 2011

District: Diocese Schools



Students coded in the office use section of answer documents are excluded from group averages

Report Date 10/6/2016

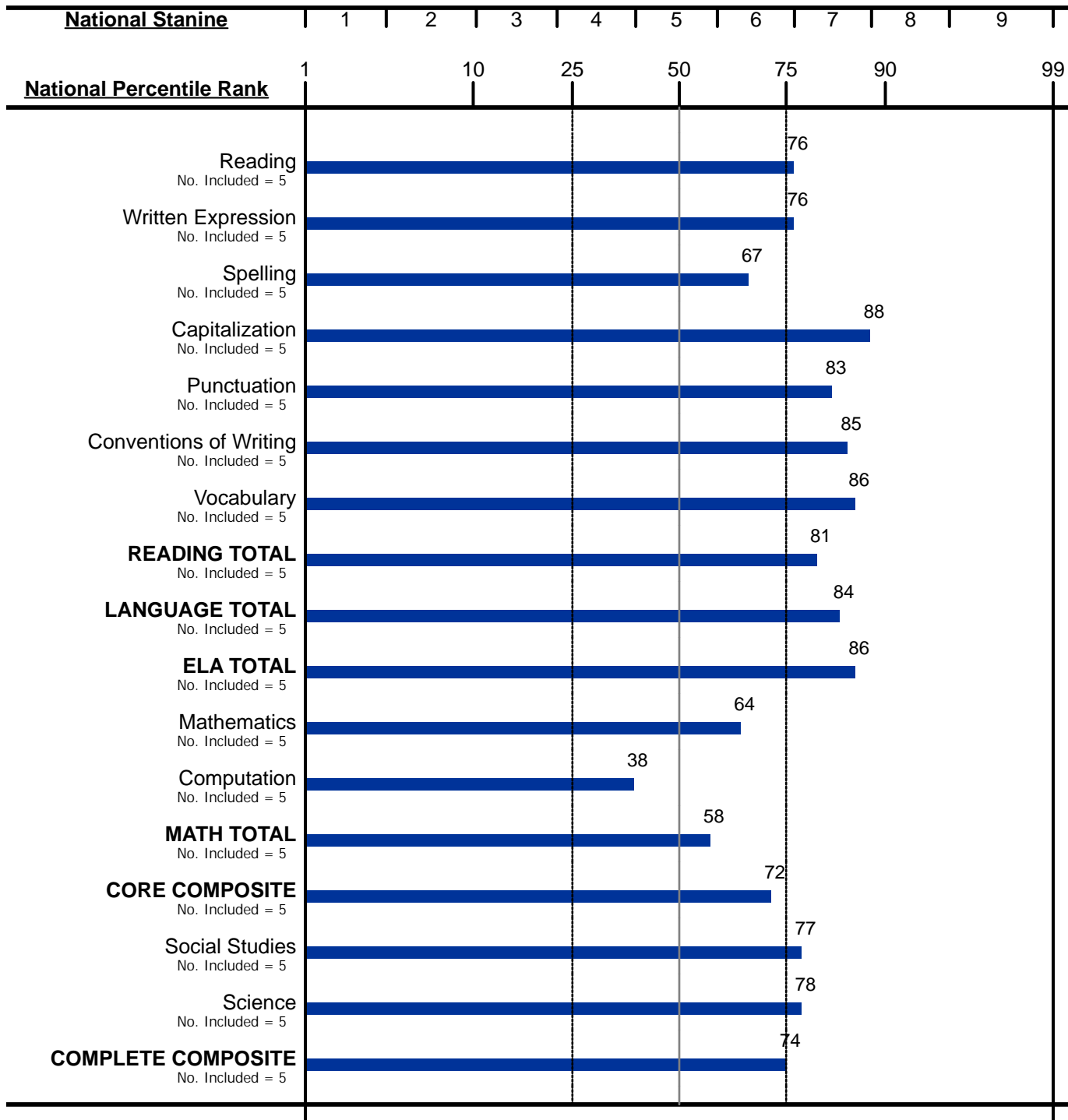
Copyright Houghton Mifflin Harcourt. All Rights Reserved.

Group Profile for Sacred Heart Cluster

Group Code: 13
 Iowa Assessments™
 Form: E
 Test Date: 11/12/2015
 Norms: Fall 2011

Grade: 6 Level: 12
 Building: Sacred Heart Cluster
 District: Diocese Schools

Diocese: La Crosse Diocese



Students coded in the office use section of answer documents are excluded from group averages

Report Date 10/6/2016

Copyright Houghton Mifflin Harcourt. All Rights Reserved.



BUILDING SUMMARY

Iowa Assessments™

Building: Sacred Heart Custer

District: Diocese Schools

Diocese: La Crosse Diocese

Form-Level: E-7

Test Date: 11/2015

Norms: Fall 2011

Grade: 2

Page: 2

	English Language Arts							Mathematics			CORE COMPOSITE	Social Studies	Science	COMPLETE COMPOSITE
	Reading	Language	Vocabulary	ELA TOTAL	Word Analysis	Listening	EXTENDED ELA TOTAL**	Mathematics	Computation	MATH TOTAL				
Sacred Heart Custer 13 Level: 7														
Number of Students Tested = 2														
Number of Students Included	2	2	2	2	2	2	2	2	2	2	2	2	2	2
National Percentile Rank of Average SS	73	71	74	74	86	81	76	77	73	78	76	92	73	83
Percent of Students in NPR Range 75-99	50	50	50	50	50	50	50	50	50	50	50	100	50	50
50-74		50	50	50	50	50	50	50	50	50	50		50	50
25-49	50													
1-24														
National Percentile Rank based on 2005	85	84	77	84	90	79	85	79	79	80	82	93	76	86

** = Extended ELA Total is included in Core and Complete Composite calculations



BUILDING SUMMARY

Iowa Assessments™

Building: Sacred Heart Custer
District: Diocese Schools
Diocese: La Crosse Diocese

Form-Level: E-9
Test Date: 11/2015
Norms: Fall 2011
Grade: 3

	English Language Arts							Mathematics			CORE COMPOSITE	Social Studies	Science	COMPLETE COMPOSITE	
	Reading	Written Expression	Conven. of Writing	Vocab-ulary	ELA TOTAL	Word Analysis	Listening	EXT. ELA TOTAL**	Mathe-matics	Compu-tation					MATH TOTAL
Sacred Heart Custer 13 Level: 9															
Number of Students Tested = 3															
Number of Students Included	3	3	3	3	3	3	3	3	3	3	3	3	3	3	3
National Percentile Rank of Average SS	90	90	87	94	92	90	90	94	89	96	92	94	86	88	93
Percent of Students in NPR Range 75-99	33	67	33	67	67	100	67	67	67	67	67	67	33	67	67
50-74	67		33	33			33	33	33	33	33	33	67	33	33
25-49		33	33		33										
1-24															
National Percentile Rank based on 2005	92	92	89	95	93	94	94	97	95	99	97	98	93	92	97

** = Extended ELA Total is included in Core and Complete Composite calculations



BUILDING SUMMARY

Iowa Assessments™

Building: Sacred Heart Custer

District: Diocese Schools

Diocese: La Crosse Diocese

Form-Level: E-10

Test Date: 11/2015

Norms: Fall 2011

Grade: 4

Page: 4

	English Language Arts					Mathematics			CORE COMPOSITE	Social Studies	Science	COMPLETE COMPOSITE
	Reading	Written Expression	Conventions of Writing	Vocabulary	ELA TOTAL	Mathematics	Computation	MATH TOTAL				
Sacred Heart Custer 13 Level: 10												
Number of Students Tested = 5												
Number of Students Included	5	5	5	5	5	5	5	5	5	5	5	5
National Percentile Rank of Average SS	73	87	91	91	90	87	76	86	88	85	84	87
Percent of Students in NPR Range 75-99	40	60	80	40	40	60	60	40	40	60	60	40
50-74	20	40	20	20	40	40	20	60	60	20	20	60
25-49	40			40	20		20			20	20	
1-24												
National Percentile Rank based on 2005	73	89	93	93	91	93	80	92	92	88	88	90



BUILDING SUMMARY

Iowa Assessments™

Building: Sacred Heart Custer

District: Diocese Schools

Diocese: La Crosse Diocese

Form-Level: E-12

Test Date: 11/2015

Norms: Fall 2011

Grade: 6

Page: 6

	English Language Arts				Mathematics			CORE COMPOSITE	Social Studies	Science	COMPLETE COMPOSITE
	Reading	Written Expression	Conventions of Writing	Vocabulary	ELA TOTAL	Mathematics	Computation				
Sacred Heart Custer 13 Level: 12											
Number of Students Tested = 5											
Number of Students Included	5	5	5	5	5	5	5	5	5	5	5
National Percentile Rank of Average SS	76	76	85	86	86	64	38	58	72	77	78
Percent of Students in NPR Range 75-99	40	40	80	40	40	40		40	40	40	40
50-74	40	40	20		40	20	40	20	40	40	40
25-49	20	20		60	20	40	40	40	20		20
1-24							20			20	
National Percentile Rank based on 2005	79	79	84	86	88	74	46	68	77	79	82