



BUILDING SUMMARY

Iowa Assessments™

Building: Sacred Heart Custer
District: Diocese Schools
Diocese: La Crosse Diocese

Form-Level: E-5/6
Test Date: 11/2014
Norms: Fall 2011
Grade: 1

	English Language Arts							Mathematics	CORE COMPOSITE
	Reading	Language	Vocabulary	ELA TOTAL	Word Analysis	Listening	EXTENDED ELA TOTAL**		
Sacred Heart Custer 13 Level: 5/6									
Number of Students Tested = 2									
Number of Students Included	2	2	2	2	2	2	2	2	2
National Percentile Rank of Average SS	47	99	95	96	81	93	89	85	89
Percent of Students in NPR Range 75-99		100	100	100	100	100	100	50	100
50-74	50							50	
25-49	50								
1-24									
National Percentile Rank based on 2005	45	99	91	97	83	95	91	92	92

** = Extended ELA Total is included in Core and Complete Composite calculations

Group Profile for Sacred Heart Cluster

Group Code: 13
Iowa Assessments™

Grade: 1

Level: 5/6

Form: E

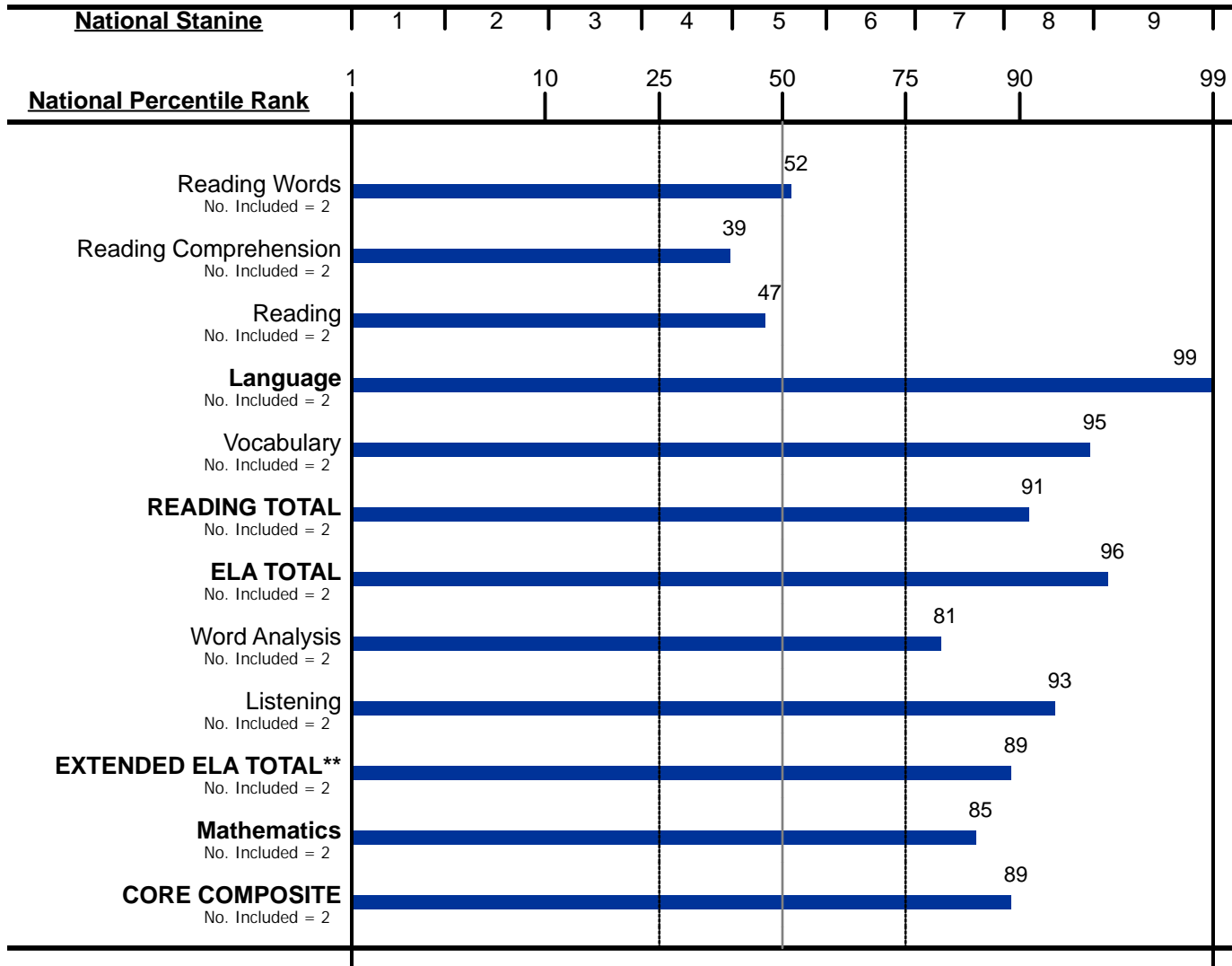
Diocese: La Crosse Diocese

Test Date: 11/10/2014

Building: Sacred Heart Cluster

Norms: Fall 2011

District: Diocese Schools



** = Extended ELA Total is included in Core and Complete Composite calculations.
Students coded in the office use section of answer documents are excluded from group averages

Group Profile for Sacred Heart Cluster

Group Code: 13
Iowa Assessments™

Grade: 2

Level: 7

Form: E

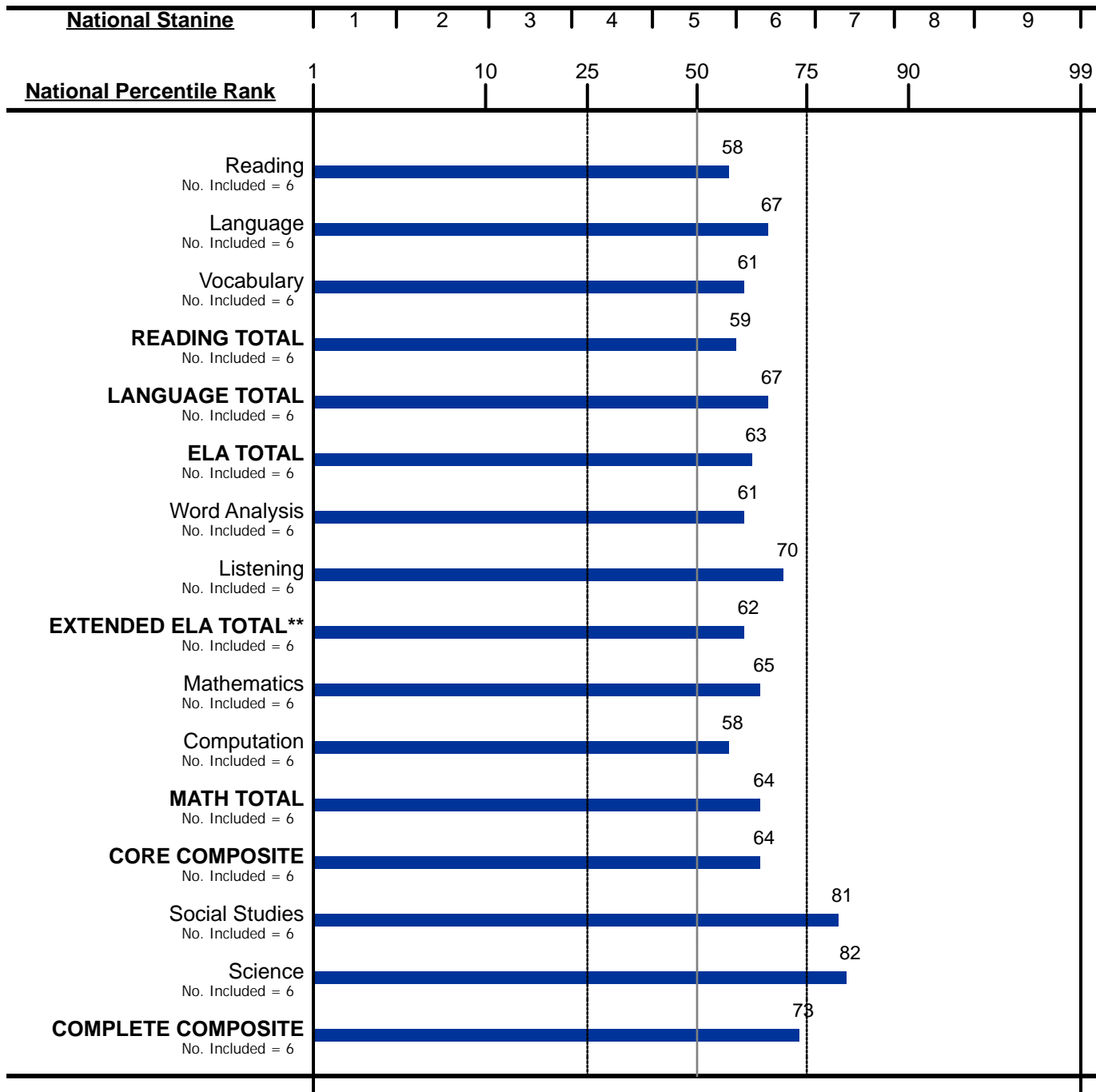
Diocese: La Crosse Diocese

Test Date: 11/10/2014

Building: Sacred Heart Cluster

Norms: Fall 2011

District: Diocese Schools



** = Extended ELA Total is included in Core and Complete Composite calculations.
Students coded in the office use section of answer documents are excluded from group averages

Group Profile for Sacred Heart Cluster

Group Code: 13
Iowa Assessments™

Grade: 3

Level: 9

Form: E

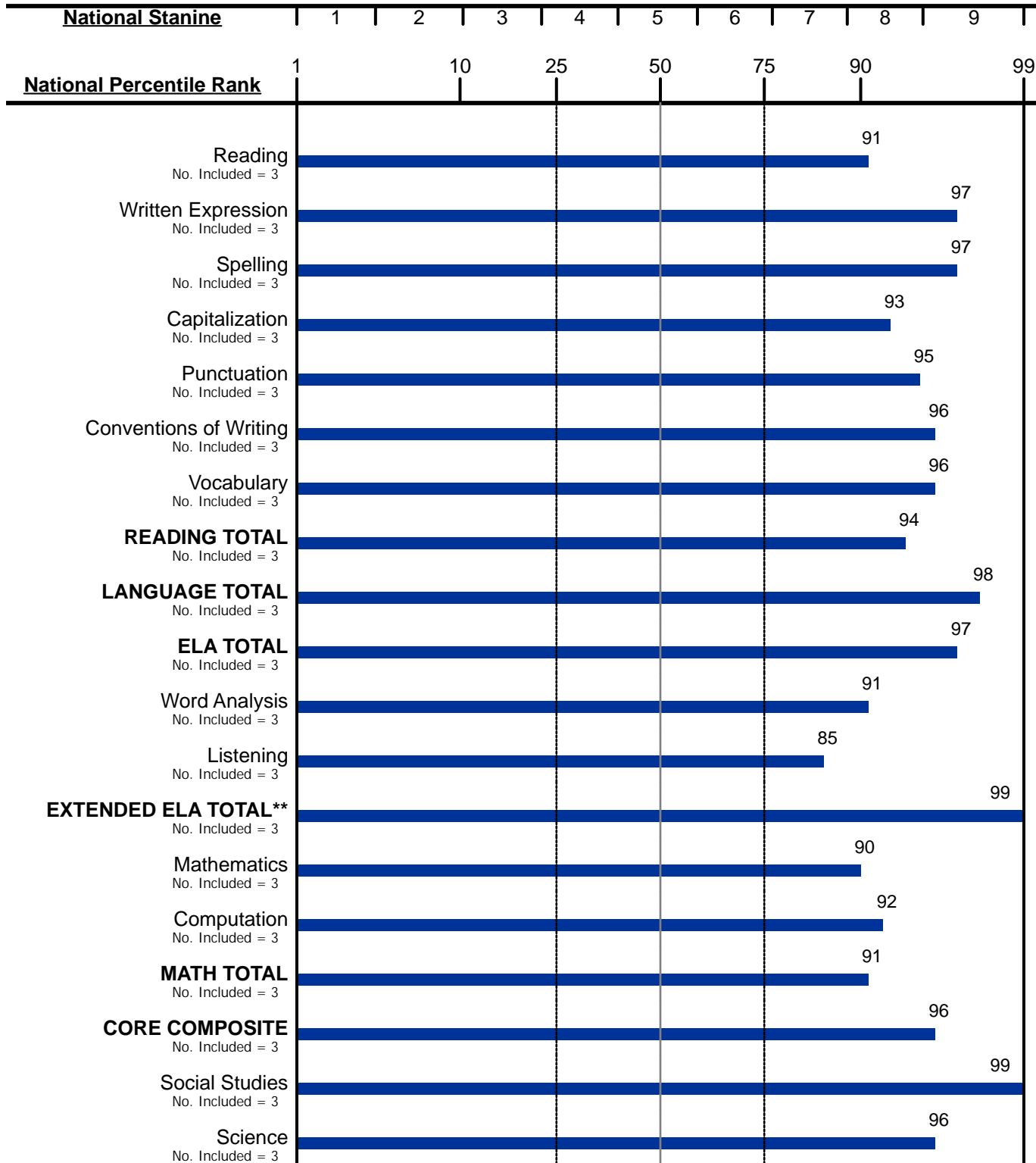
Diocese: La Crosse Diocese

Test Date: 11/10/2014

Building: Sacred Heart Cluster

Norms: Fall 2011

District: Diocese Schools



** = Extended ELA Total is included in Core and Complete Composite calculations.
Students coded in the office use section of answer documents are excluded from group averages

Group Profile for Sacred Heart Custer

Group Code: 13

Iowa Assessments™

Form: E

Test Date: 11/10/2014

Norms: Fall 2011

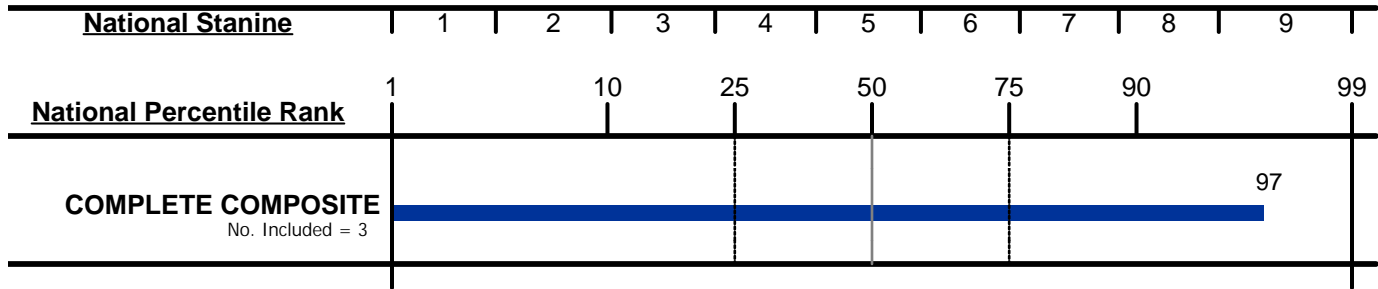
Grade: 3

Level: 9

Diocese: La Crosse Diocese

Building: Sacred Heart Custer

District: Diocese Schools



Students coded in the office use section of answer documents are excluded from group averages

Report Date 10/6/2016

Copyright Houghton Mifflin Harcourt. All Rights Reserved.

Group Profile for Sacred Heart Cluster

Group Code: 13
Iowa Assessments™

Grade: 4

Level: 10

Form: E

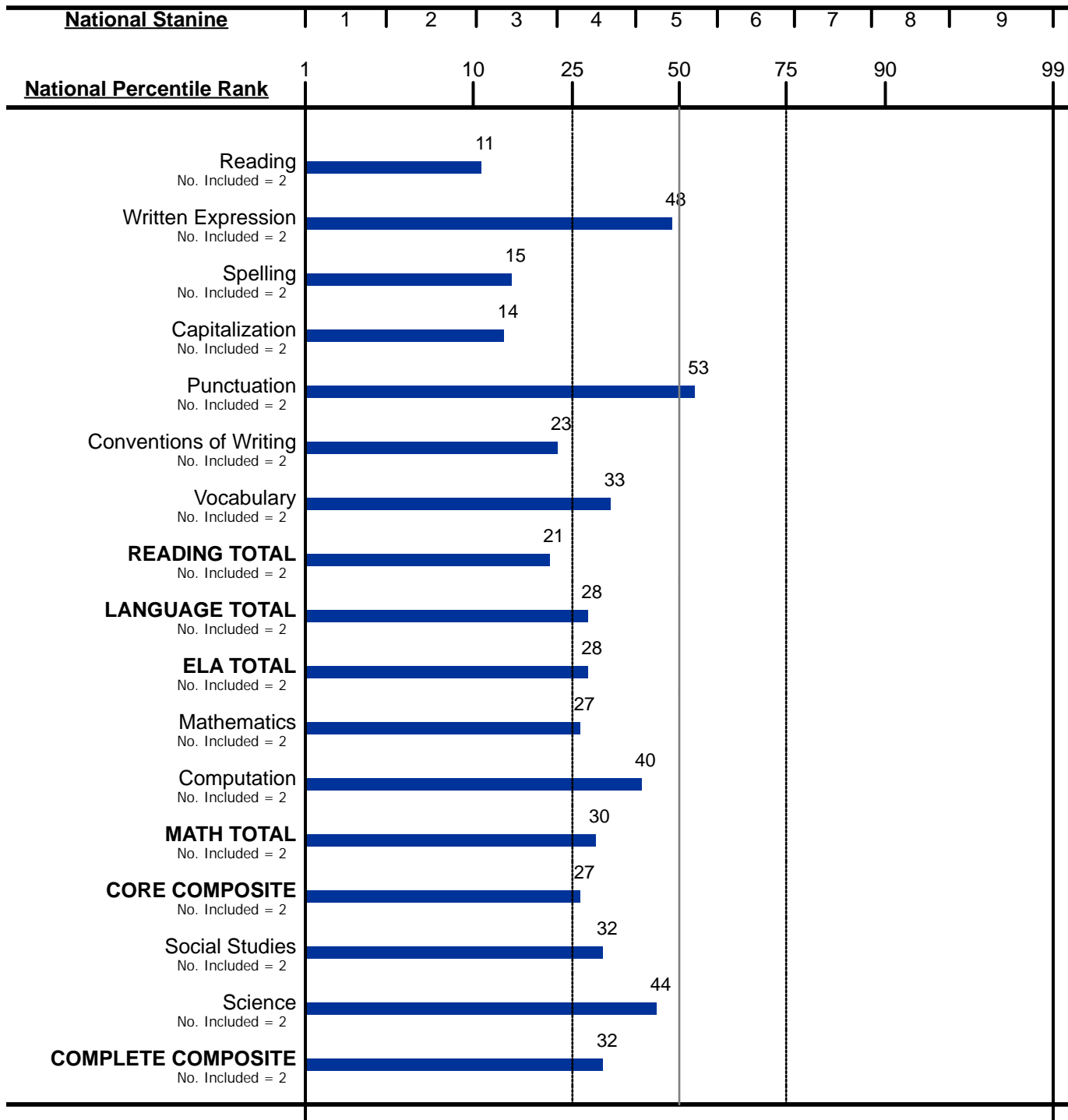
Diocese: La Crosse Diocese

Test Date: 11/10/2014

Building: Sacred Heart Cluster

Norms: Fall 2011

District: Diocese Schools



Students coded in the office use section of answer documents are excluded from group averages

Report Date 10/6/2016

Copyright Houghton Mifflin Harcourt. All Rights Reserved.

Group Profile for Sacred Heart Cluster

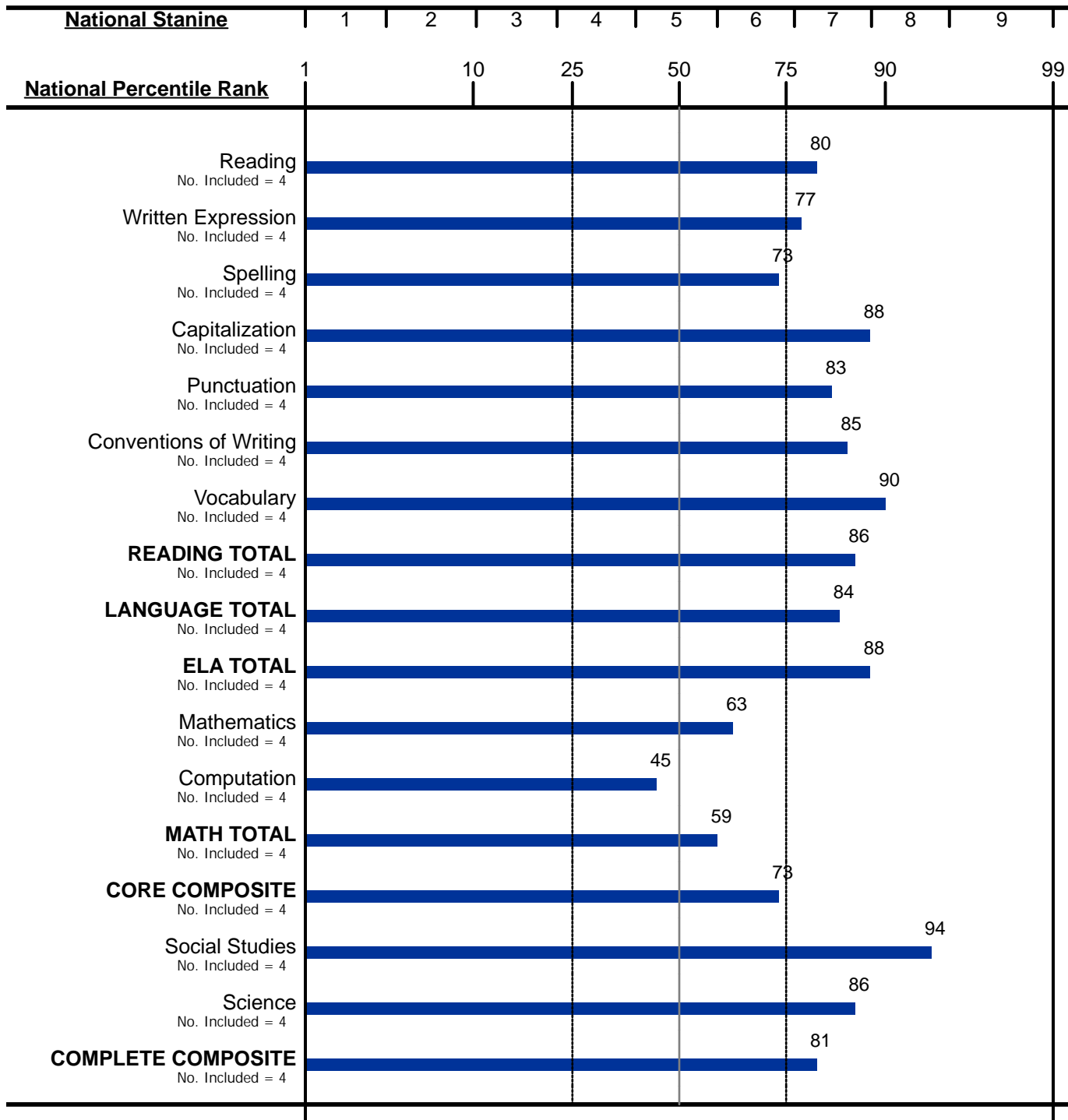
Group Code: 13
 Iowa Assessments™
 Form: E
 Test Date: 11/10/2014
 Norms: Fall 2011

Grade: 5

Level: 11

Diocese: La Crosse Diocese

Building: Sacred Heart Cluster
 District: Diocese Schools



Students coded in the office use section of answer documents are excluded from group averages

Report Date 10/6/2016

Copyright Houghton Mifflin Harcourt. All Rights Reserved.

Group Profile for Sacred Heart Cluster

Group Code: 13
Iowa Assessments™

Grade: 6

Level: 12

Form: E

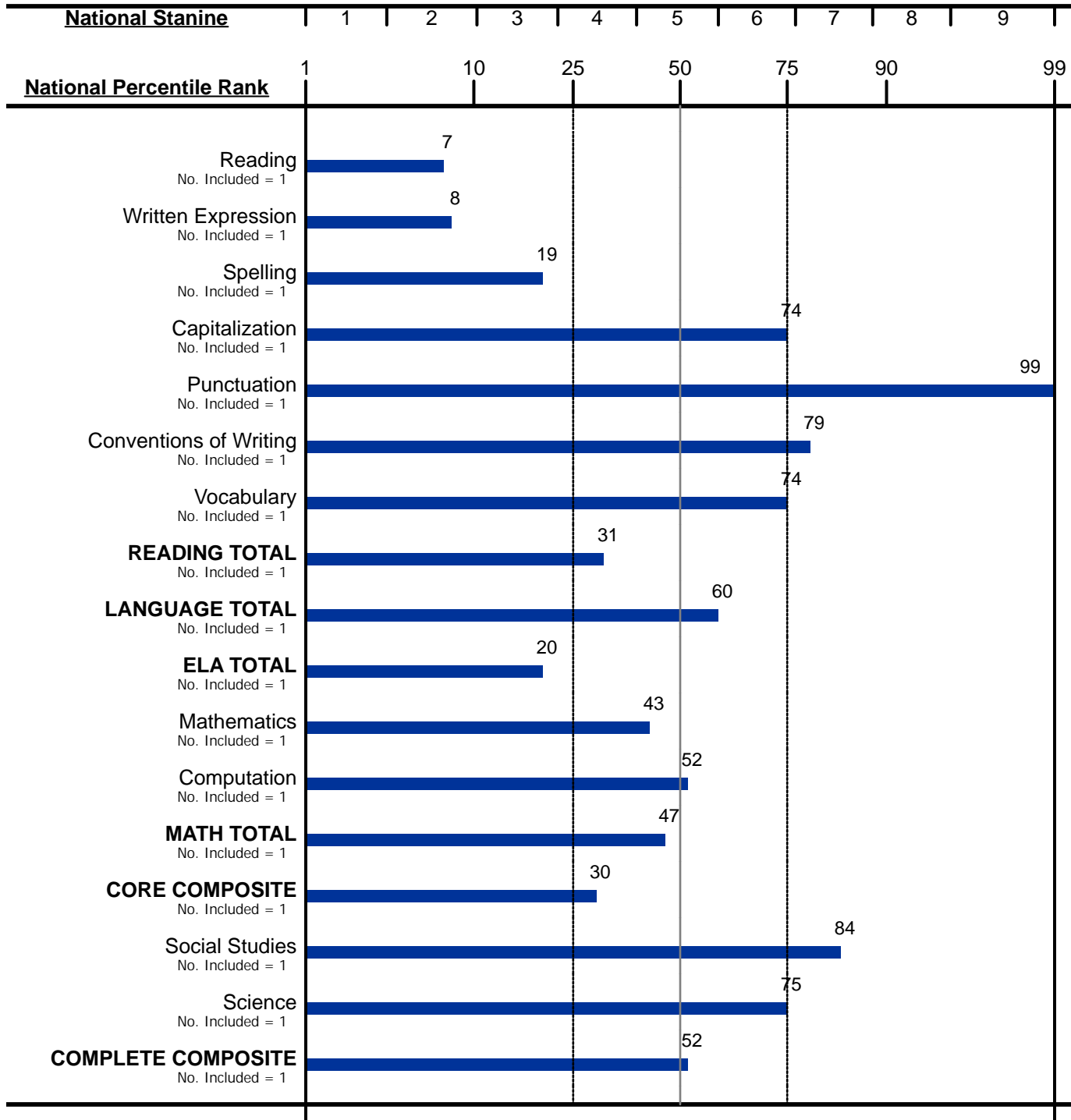
Diocese: La Crosse Diocese

Test Date: 11/10/2014

Building: Sacred Heart Cluster

Norms: Fall 2011

District: Diocese Schools



Students coded in the office use section of answer documents are excluded from group averages

Report Date 10/6/2016

Copyright Houghton Mifflin Harcourt. All Rights Reserved.



BUILDING SUMMARY

Iowa Assessments™

Building: Sacred Heart Custer

District: Diocese Schools

Diocese: La Crosse Diocese

Form-Level: E-7

Test Date: 11/2014

Norms: Fall 2011

Grade: 2

Page: 2

	English Language Arts							Mathematics			CORE COMPOSITE	Social Studies	Science	COMPLETE COMPOSITE
	Reading	Language	Vocabulary	ELA TOTAL	Word Analysis	Listening	EXTENDED ELA TOTAL**	Mathematics	Computation	MATH TOTAL				
Sacred Heart Custer 13 Level: 7														
Number of Students Tested = 6	6	6	6	6	6	6	6	6	6	6	6	6	6	6
Number of Students Included														
National Percentile Rank of Average SS	58	67	61	63	61	70	62	65	58	64	64	81	82	73
Percent of Students in NPR Range 75-99	33	50	33	33	33	33	33	50	33	50	50	50	50	50
50-74	17		33	17	33	50	33	17				50	50	33
25-49	17	33	17	33	17	17	17	17	67	50	33			17
1-24	33	17	17	17	17		17	17			17			
National Percentile Rank based on 2005	68	80	58	74	67	66	69	69	59	68	69	82	84	77

** = Extended ELA Total is included in Core and Complete Composite calculations



BUILDING SUMMARY

Iowa Assessments™

Building: Sacred Heart Custer

District: Diocese Schools

Diocese: La Crosse Diocese

Form-Level: E-9

Test Date: 11/2014

Norms: Fall 2011

Grade: 3

Page: 3

	English Language Arts							Mathematics			CORE COMPOSITE	Social Studies	Science	COMPLETE COMPOSITE	
	Reading	Written Expression	Conven. of Writing	Vocab-ulary	ELA TOTAL	Word Analysis	Listening	EXT. ELA TOTAL**	Mathe-matics	Compu-tation					MATH TOTAL
Sacred Heart Custer 13 Level: 9															
Number of Students Tested = 3															
Number of Students Included	3	3	3	3	3	3	3	3	3	3	3	3	3	3	3
National Percentile Rank of Average SS	91	97	96	96	97	91	85	99	90	92	91	96	99	96	97
Percent of Students in NPR Range 75-99	67	67	100	67	67	100	100	67	67	100	67	67	100	100	100
50-74		33			33			33			33	33			
25-49	33			33					33						
1-24															
National Percentile Rank based on 2005	92	98	97	96	98	96	91	99	96	97	97	99	99	99	99

** = Extended ELA Total is included in Core and Complete Composite calculations



BUILDING SUMMARY

Iowa Assessments™

Building: Sacred Heart Custer

District: Diocese Schools

Diocese: La Crosse Diocese

Form-Level: E-10

Test Date: 11/2014

Norms: Fall 2011

Grade: 4

Page: 4

	English Language Arts				Mathematics			CORE COMPOSITE	Social Studies	Science	COMPLETE COMPOSITE
	Reading	Written Expression	Conventions of Writing	Vocabulary	ELA TOTAL	Mathematics	Computation				
Sacred Heart Custer 13 Level: 10											
Number of Students Tested = 2											
Number of Students Included	2	2	2	2	2	2	2	2	2	2	2
National Percentile Rank of Average SS	11	48	23	33	28	27	40	30	27	32	44
Percent of Students in NPR Range 75-99											
50-74		50		50			50				50
25-49		50	50		100	50	50	100	100	50	50
1-24	100		50	50		50				50	
National Percentile Rank based on 2005	9	50	23	36	28	35	51	40	29	34	46



BUILDING SUMMARY

Iowa Assessments™

Building: Sacred Heart Custer

District: Diocese Schools

Diocese: La Crosse Diocese

Form-Level: E-11

Test Date: 11/2014

Norms: Fall 2011

Grade: 5

Page: 5

	English Language Arts				Mathematics			CORE COMPOSITE	Social Studies	Science	COMPLETE COMPOSITE
	Reading	Written Expression	Conventions of Writing	Vocabulary	ELA TOTAL	Mathematics	Computation				
Sacred Heart Custer 13 Level: 11											
Number of Students Tested = 4											
Number of Students Included	4	4	4	4	4	4	4	4	4	4	4
National Percentile Rank of Average SS	80	77	85	90	88	63	45	59	73	94	86
Percent of Students in NPR Range 75-99	50	50	75	75	50	25			50	50	75
50-74	25	25		25	50	50	25	75	25	50	25
25-49	25	25	25				75	25	25		25
1-24						25					25
National Percentile Rank based on 2005	80	81	88	93	90	75	52	71	80	94	92



BUILDING SUMMARY

Iowa Assessments™

Building: Sacred Heart Custer

District: Diocese Schools

Diocese: La Crosse Diocese

Form-Level: E-12

Test Date: 11/2014

Norms: Fall 2011

Grade: 6

Page: 6

	English Language Arts				Mathematics			CORE COMPOSITE	Social Studies	Science	COMPLETE COMPOSITE
	Reading	Written Expression	Conventions of Writing	Vocabulary	ELA TOTAL	Mathematics	Computation				
Sacred Heart Custer 13 Level: 12											
Number of Students Tested = 2											
Number of Students Included	1	1	1	1	1	1	1	1	1	1	1
National Percentile Rank of Average SS	7	8	79	74	20	43	52	47	30	84	75
Percent of Students in NPR Range 75-99			100							100	100
50-74				100			100				
25-49						100		100	100		
1-24	100	100			100						
National Percentile Rank based on 2005	5	6	81	75	18	53	62	57	33	84	77